

COSENTINO®

# Cosentino Inspiration Book

AT THE CENTER  
OF DESIGN

SILESTONE

—

DEKTON

—

SENSA

C-Top Design  
Interior Designers



PRODUCT  
CONTENT

# Cosentino Inspiration Book

AT THE CENTER  
OF DESIGN



ACCESS TO THE  
**PROFESSIONAL AREA**  
AT **COSENTINO.COM**

SILESTONE

—

DEKTON

—

SENSA



The image shows the front cover of the C-Top magazine, November 2014 issue. The cover is white with the title 'C-Top' in large black letters at the top. Below the title, it says 'November 2014' and 'Volume 10 Number 11'. The main visual is a photograph of two women sitting on a large white cube. One woman is wearing a black top and dark pants, and the other is wearing a black top and dark pants. They are both looking towards the camera. On the left side of the cover, there is a list of featured articles. At the bottom, there is a small section titled 'Special Advertising Section'.

A small, green, multi-stemmed plant with thick, rounded leaves is potted in a white, textured ceramic pot. The pot sits on a light-colored wooden trivet. The plant is placed on a white surface, possibly a table or shelf, against a plain white background.

→ 156

**5.3**

**EXTERIOR**

A minimalist coffee table with a white top and gold frame, holding a black ceramic teapot and two cups.



# Cosentino® C·Top Design

The epicenter  
of inspiration  
& collaboration  
with design  
professionals.

C·Top Design is our value proposition for interior designers and interior architecture professionals. This program was born with the purpose honoring a key profession in the present and future of Cosentino®.

C·Top Design represents a shared and innovative vision, a center of ideas to accompany professionals in the definition of the new design paradigm: high-impact, value-adding spaces for contemporary society.



Through a shared code, we will amplify the designer's work and maximize exposure in the media, giving projects relevance and visibility.

C·Top Design was ideated as a publication vehicle for activities and exclusive events for the design community, through our Cosentino Cities.

→ Cosentino® City Chicago / Atelier LAB

C·Top Design intends to be an exposure platform for top designers and a valuable resource to foster collaboration and propel our connection with the world of design.

C·Top Design englobes a wide range of benefits, including exclusive bonuses, personalized digital services, and assistance from our specialized teams.





# Cosentino®’s Digital Universe

We created a digital universe integrating two platforms that give designers access to services, inspiration, exposure, and generate demand among end consumers.

→ [pro.cosentino.com](#)

## pro.cosentino.com

pro.cosentino.com is a digital platform with multiple services and advantages to be closer to you and honor your work.

At Cosentino®, we want to be an ally in the world of design, be close to designers in their work dynamic and assist them in the diverse needs their creative tasks demand.

With this objective in mind, we launched Cosentino® Pro: a digital platform that makes designer’s day-to-day life, easier.



### Request Samples 24/7

Request samples and product novelties in a simple and agile way. Anywhere in the world, available to you in 48 hours.



### Resources and documentation

A complete downloadable repository of files and technical documentation.



### Inspiration

Ideas and creative proposals to join you in your interior design projects.



### Sales percentage bonus

Discounts and exclusive bonuses for specifying Cosentino® products.



### Price calculator

Calculate prices in a simple and intuitive way.

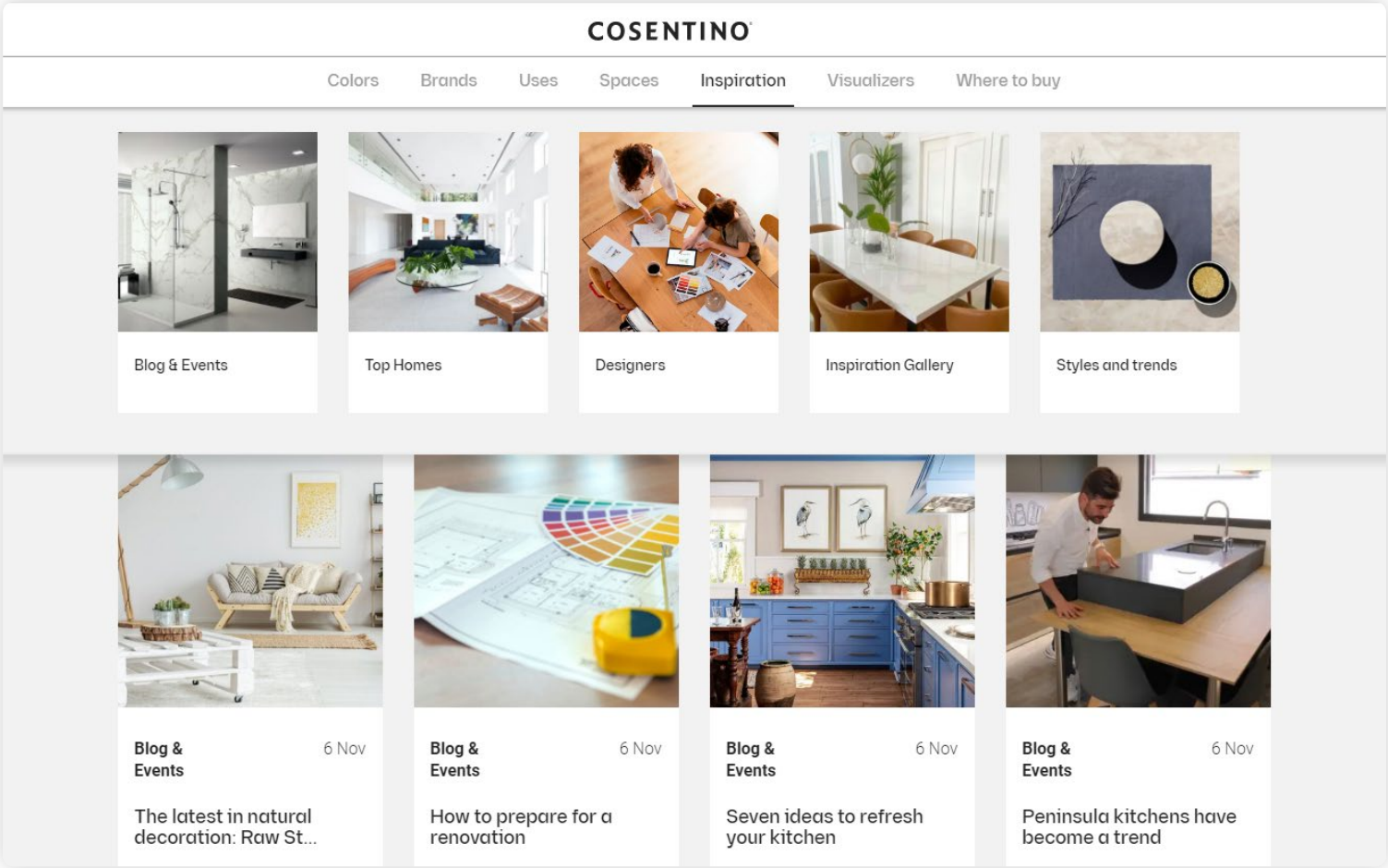


### Expert commercial advice

Pricing counseling and support which you can share with your clients.

## cosentino.com

Cosentino.com is our digital platform to inspire through interior design projects and maximize visibility for our designers, generating demand among end users.



### Interiors

Representative projects of the interior design work created by **C-Top Design**




### Top Design

Interviews with **C-Top Design** with a personal and introspective focus about their creative process.



### Inspiration

Photo gallery with a comprehensive vision of Cosentino® products in interior design projects.



### Style and Trends

The most buzzing styles and trends in interior spaces.

Here & Now



→ Cosentino City Atlanta / Atelier LAB



Get inspired



COSENTINO CITY

Cosentino City

Live the Cosentino® DNA with a multifunctional space to create connections.

Cosentino® puts at your disposal the network of Cosentino Cities in over a dozen cities across the world. They were created as meeting places for inspiration and creativity, for interior designers and architects to find everything they need from Cosentino®

In our design and inspiration showrooms you will have access to:

→ Cosentino City Barcelona



→ Cosentino® City Amsterdam



Personalized Visits

Arrange visits and meetings with your customers to show them Cosentino's innovative surfaces and products in a unique space.



New Digital Services

Use our augmented reality digital services to help your clients visualize their projects. Achieve greater impact in your clients when showcasing your designs.



Experience Zones

A space to experiment with materials, textures, and surface patterns, combining them to create new design possibilities at our Atelier Lab.



Expert Advice

Finding the right design solution for any type of application, through experimentation and combination of Cosentino's most innovative brands, such as Silestone®, Dekton® and Sensa by Cosentino®.



Events and Speakers

Learn and be inspired by our continuous programs of activities, speakers, and encounters with media specialized in design, architecture, culture, and creativity.

Our showrooms across five continents

- |                 |             |
|-----------------|-------------|
| → LOS ANGELES   | → SINGAPORE |
| → MANHATTAN     | → SYDNEY    |
| → MIAMI         | → DUBAI     |
| → SAN FRANCISCO | → AMSTERDAM |
| → MONTREAL      | → PARIS     |
| → TORONTO       | → MALLORCA  |
| → BARCELONA     | → STOCKHOLM |
| → MADRID        | → TEL AVIV  |
| → LONDON        | → CHICAGO   |
| → MILANO        | → ATLANTA   |





Digital Slab.

Cosentino® Digital Slab allows the visualization of all Cosentino products in a giant 4K 80" vertical screen.

This way, you'll be able to see the product closely resembling their original format and visualize hundreds of slabs with the swipe of a finger.

An amazing tool to experience the potential of Cosentino® products.



Exhibition of facade system.

In our Cities you will experience a selection of the most interesting facades and buildings created by prestigious architects.

The fixation system and projects details can be explored through an interactive screen.



Atelier Lab.

A space to experiment with materials, textures, and surface patterns, combining them to create new design possibilities.

→ Cosentino® City Chicago / Atelier LAB





Your project. Everywhere.

# Project Exposure

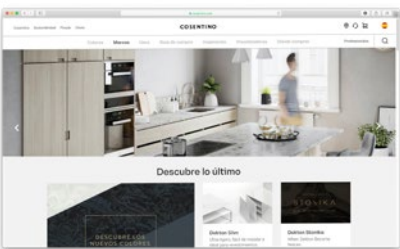
Cosentino® wants designers’ creative efforts and ideas to have maximum exposure.

We have created different content exposure channels in the world of design, generating prestige and reach:



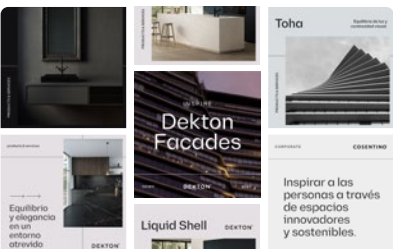
## C·Top Magazine

C.TOP Magazine is our design and trends magazine and the creative vehicle for the program. Here, you will find themes related to the design world, interviews with designers, highlighted projects, and inspiring case studies. And, of course, the goal is to have your projects among its 150 pages, which will also be distributed digitally.



## Cosentino.com

Cosentino’s web portal features content destined to inspire consumers and designers with a monthly reach of millions of users globally. Through our “Interiors” section, we give visibility to the most relevant interior projects.



## Social Media

We will maximize exposure of iconic projects through our social media channels, creating a deeper connection with users and design professionals.

→ C·Top Magazine





Corporate purpose

Inspiring people  
through innovative  
and sustainable  
spaces.

Mission

Be the leading company that responsibly imagines and anticipates, along with its customers, high-value innovative surfaces for the world of architecture and design.

Vision

Lead the global surfacing market by branding innovative architectural solutions that provide design, value and inspiration to our customers' lives.

We are Cosentino®



# Certifications

Cosentino® is deeply committed to exceeding the needs of our customers and suppliers with respect for the environment though responsible resource management, guaranteeing innovation and continuous improvement of our processes, products, and services globally.

## Cosentino®

- ISO 9001
- ISO 14 001
- ISO 20 400
- UNE 15 896
- LEED and BREEAM credits in Silestone®, Dekton® and Sensa by Cosentino®.
- CSR (verified by KPMG) based on GRI - Global Reporting Initiative.

## Silestone®

- Declare Label
- EPD (Environdec)
- VOC (UL) Greenguard and Gold.
- VOC (Eurofins) A+
- Kosher - Countertops
- Food contact (NSF) All food contact types - Countertops
- DoC (Declaration of Conformity) in accordance with Regulations 1935/2004/EC, 2023/2006/EC, 10/2011/EU.
- DoC (Declaration of Conformity) according to EN 15285, EN 15286 - Floors and coverings.

## 3D

- DoC Integrity (Declaration of Conformity) in accordance with EN 13310 - Sinks.

## Dekton®

- Declare Label
- DGNB Label
- EPD (Environdec)
- VOC (UL) Greenguard and Gold.
- VOC (Eurofins) A+
- Chemical Spot Test (SEFA)
- Fire Safety Certification APF-1525 (Applus) based on ISO 1716
- Combustibility Test (CSIRO) based onn AS 1530.1
- Fire Euroclass A1 (Tecnalia) based on 13501-1
- Burning Characteristics (QAI) based on ASTM E84-15b
- DoC (Declaration of Conformity) in accordance with EN 14411 Annex G - Floors and coverings.
- DoC (Declaration of Conformity) in accordance with European directive 2014/90/EU - Boats.
- DoC (Declaration of Conformity) according to ETAG 034 Article 66.3 - Façades
- ETA 14/0413 - Ventilated facades.
- BBA 16/5346 - Ventilated facades
- NOA 19-0227.02 - Ventilated facades.
- Seismic Test Report T1601 (NCREE)
- Kosher - Countertops
- IMO Module B 50171/A2 MED according to marine equipment Directive 2014/90/EU - boats
- IMO Module D SMS.MED2.D/109819/A.0 according to marine equipment Directive 2014/90/EU - boats
- USCG Module B 164.117 / EC2690 - boats
- Fire Test NFPA 285 (Tecnalia)
- CoC Civil Defence Certificate - Ventilated facades.

## Bathroom Colletion

### Bathroom Sinks

- DoC (Declaration of Conformity) in accordance with EN 14688.
- CSA/IAPMO TJ5065 (QAI) based on CSA B45.5-17 / IAPMO Z124

### Shower Trays


- DoC (Declaration of Conformity) in accordance with EN 14527.
- Slip-Resistant TJ5148-2 (QAI) based ASTM F462
- CSA/IAPMO TJ5148-1 (QAI) based on CSA B45.5-11 / IAPMO Z124

## Sensa by Cosentino®

- VOC (UL) Greenguard and Gold.

## Natural Stone by Cosentino®

- DoC (Declaration of Conformity) according to EN 1341, EN 1469, EN 12057, EN 12058 - Floors and coverings.



\* To obtain more information about colors with NSFcertification please visit [www.nsf.org](http://www.nsf.org)




# Sustainability

At Cosentino®, we approach sustainability as a collective commitment that stems from the individual involvement of those that are a part of the company.

Our continuous improvement efforts involve constant analysis of our entire value chain - from the acquisition of raw materials to the delivery of the final product to consumers.

We are firmly aligned with the United Nations' 2030 Agenda. As a global leader in the manufacturing and distribution of innovative surfaces from our headquarters in Almeria Spain, we are committed to driving the path towards local and global sustainability.



→ Olives in Cosentino industrial park.



→ LED lighting throughout the Cosentino® industrial park.



# Energy

Energy efficiency and the use of renewable energy sources are the two key elements of our strategy to minimize environmental impact.

100% of our energy consumption comes from renewable energy sources. Additionally, for 2021 we aspire to reach 30% energy self-consumption.

On the other hand, the constant improvement of our processes and machinery allows us to reach high levels of energy efficiency, which translates to an 8% decrease of our electrical consumption in our production processes.

→ Photovoltaic installations at Cosentino®





# Water

Since our inception, we have valued the importance and understood the challenges of proper water management.

It has motivated us to implement a sustainable use policy maximizing the efficient use of water resources in the different production processes.

We use cutting-edge technology to achieve 99% recycled water in all our processes in the Cosentino Industrial Park.

In addition, we use 100% of the surplus water to irrigate green areas.



# Materials

We are committed to making the most of the materials we work with throughout the value chain.

In recent years we embarked on an ambitious R&D project called “Circularity” to reuse the materials from which we make our products.

Another action is the disruptive HybriQ+ technology that brings about the new generation of Silestone. HybriQ+ incorporates a minimum of 20% recycled materials and is manufactured with 100% renewable energy and 99% recycled water.

# Carbon neutrality: Sustainable design



Sustainable development is an essential commitment in Cosentino®’s growth strategy, prioritizing environmental protection and preservation.

To make sustainable use of natural resources and protect biodiversity and ecosystems, we address specific aspects related to the efficient use of resources, proper waste management, atmospheric emissions, and more.

Cosentino® is committed to the United Nations’ 2030 agenda and the Local Action Plan promoted by the Spanish government.

We have managed to offset 42,532 tons of CO<sub>2</sub> emissions resulting from one year of Dekton production, thus obtaining the Footprint Cradle-to-Grave Labels in 2019 for the entire lifecycle of all Dekton® products.

Additionally, the Sunlit Days collection is Silestone®’s first collection to achieve carbon neutrality.



## We reduce our impact

We are committed to energy efficiency, emissions reduction and sustainable mobility to minimize our impact.

- **Energy efficiency:** It is a priority to reduce energy consumption in the production processes and Cosentino®’s general activities. 100% of the electricity used comes from renewable sources.
- **Emission reduction:** 2.8 million Euros have been invested to implement energy management and monitoring systems which allows the heat from Dekton®’s furnaces to be recovered and used in dryers, resulting in reduced emissions.



## We calculate our carbon footprint

An external body verifies the calculation and results of the carbon footprint data submitted to the Spanish Ministry for Ecological Transition and Demographic Challenge (MITECO, in Spanish) which is responsible for approving and registering our footprint, becoming part of the ‘**Spanish registry of carbon footprint, offsetting and carbon dioxide absorption projects**’ of the Spanish Climate Change Office (OECC, in Spanish), who publishes the results in an exercise of transparency.

This calculation uses energy and/or fuel consumption data, as well as raw material consumption data collected from all **Group subsidiaries** (Centers, Workshops, Cities, HUBs, HQ, etc.) with the goal of offset these emissions.



## We offset our emissions

To achieve carbon neutrality in Dekton®, **we offset our emissions over the entire product life cycle** (scopes 1+2+3) by investing in GHG emission reduction projects.

We identify those projects that meet the requirements for responsible offsetting and that, in turn, have a strong social dimension that contribute to the achievement of the **Sustainable Development Goals of the UN’s 2030 Agenda**.

The project selected to offset the 42,532 tons of CO<sub>2</sub> emissions, resulting from one year of Dekton® production, has a direct impact on sustainable development by **supporting the local economy, providing training and job opportunities**.



# Dekton®

by Cosentino®



## Innovation applied to design

Dekton® is composed of a sophisticated blend of over 20 minerals extracted from nature. Its production process is the result of years of R&D in the manufacturing of glass, state-of-the-art porcelain, and quartz surfaces.

Dekton® is created through an exclusive sintering process which creates an ultracompact slab with reduced porosity and the absence of micro-defects.



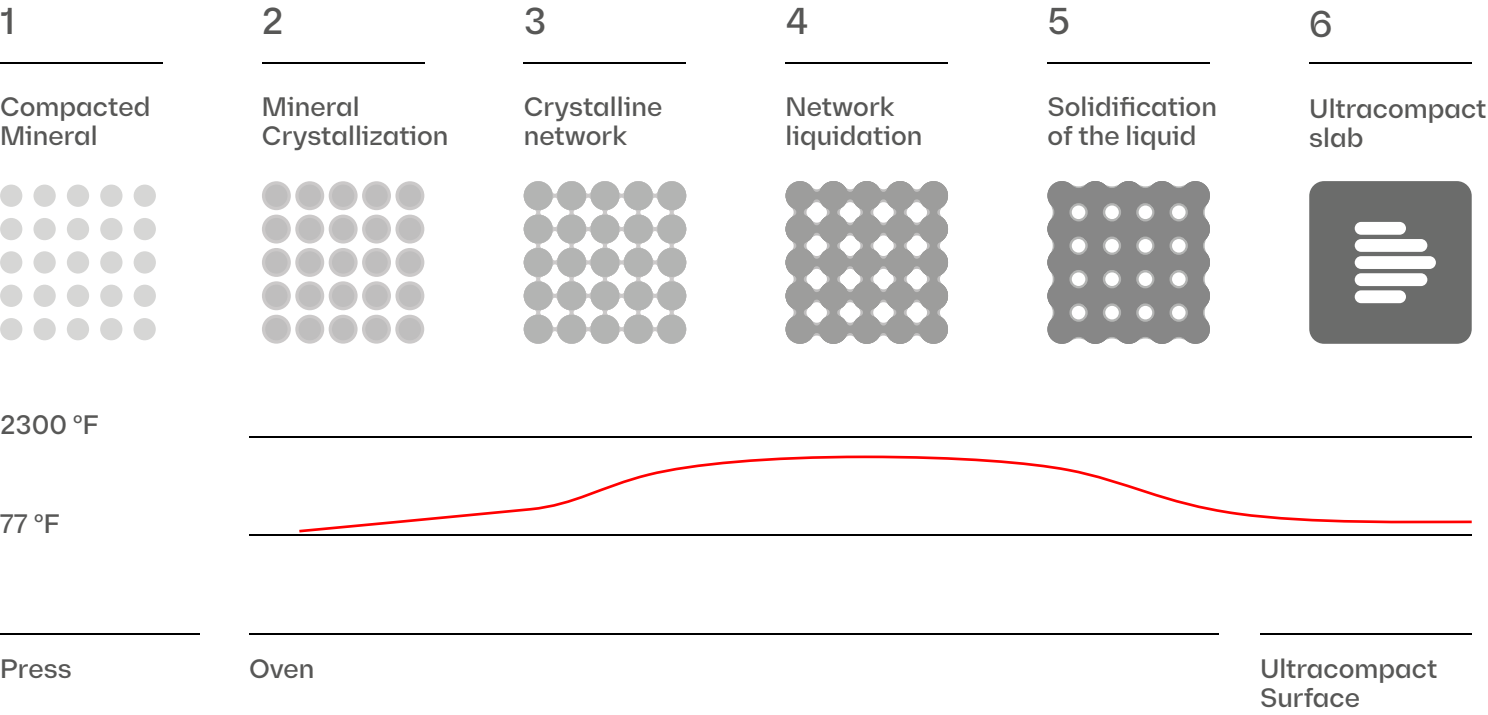
## Sintered Particle Technology

Dekton® uses an exclusive sintered particle technology (SPT) which sinters mineral particles, bonding and compacting their internal structure. This innovative technological process mimics and accelerates the process natural stone undergoes when exposed to high pressure and temperatures for millenia.

- The furnace has a length of 180 meters (590 ft).
- Temperatures reach approximately 1250°C (2300°F).
- Total processing time depends on the thickness of the slab (about 4 hours).

## Safety in facades and cladding

In order to reinforce safety in ventilated facades and interior cladding, there is the possibility of adhering a safety mesh behind the Dekton® slab, specially developed to prevent falls due to breakage. It is a 300 g/m² fiberglass mesh adhered to the material with epoxy resin.



Dekton®  
Product features

Dekton® meets all the technical specifications required in a high-resistance surface to materialize any interior and exterior residential design project.



Low water absorption

The water absorption of Dekton® is negligible; therefore, it does not undergo expansion movements.



High resistance to UV rays

Dekton® is highly resistant to ultraviolet light (UV rays) and will not fade or degrade over time in any indoor or outdoor application.



Superior mechanical strength

The wide variety of Dekton® thicknesses allows its use in applications where a high wind or impact resistance are a requirement.



Fireproof material

Dekton® can withstand the highest temperatures without burning, charring, or cracking. The standard European tests EN 13501 y ASTM E84 qualify the ultracompact surface as non-combustible.



Durable Color

The control of pigmentation and decoration in the manufacturing process of Dekton® gives the material better color uniformity for each slab, resulting in a long-lasting product that does not fade over time.



Resistant to scratches

Dekton® is one of the most scratch resistant surfaces on the market today. It has a rating of seven (7/10) on the Mohs scale of mineral hardness.



Dimensional stability

The expansion of Dekton® is minimal: the panels can be installed with thin joints. These joints will retain their width under all conditions.



Freeze and thaw resistance

The resistance that Dekton® has demonstrated in durability tests under freezing and thawing situations in various conditions proves its high performance.



Abrasion resistance

Dekton® is even more resistant to abrasion than granite and porcelain, being the ideal surface for facades or floors subjected to high activity in commercial applications.



Maximum fire and heat resistance

Dekton® has been successfully installed in facades located in areas exposed to high temperatures.



Easy cleaning and minimal maintenance

Dekton®'s durability greatly minimizes maintenance costs. Even graffiti can be removed from Dekton® with standard cleaning products.



Resistance to stains

Dekton® is a material that is resistant to stains from different sources so that they will not be permanent.



# Dekton® Slim

High aesthetic value and performance in vertical cladding and furnishings.

Minimum Thickness of 4mm → Large Format & Performance

Dekton® Slim is the ultra-thin 4mm thickness in large format that offers unlimited design options and incredible ease of installation and transportation. Ideal for bathroom and kitchen floors and walls, as well as all types of furniture.

01 → Large format and minimum number of joints

Its large format of up to 126" x 56" covers large surfaces. Minimizing the number of joints and increasing hygienity.

02 → Easy installation

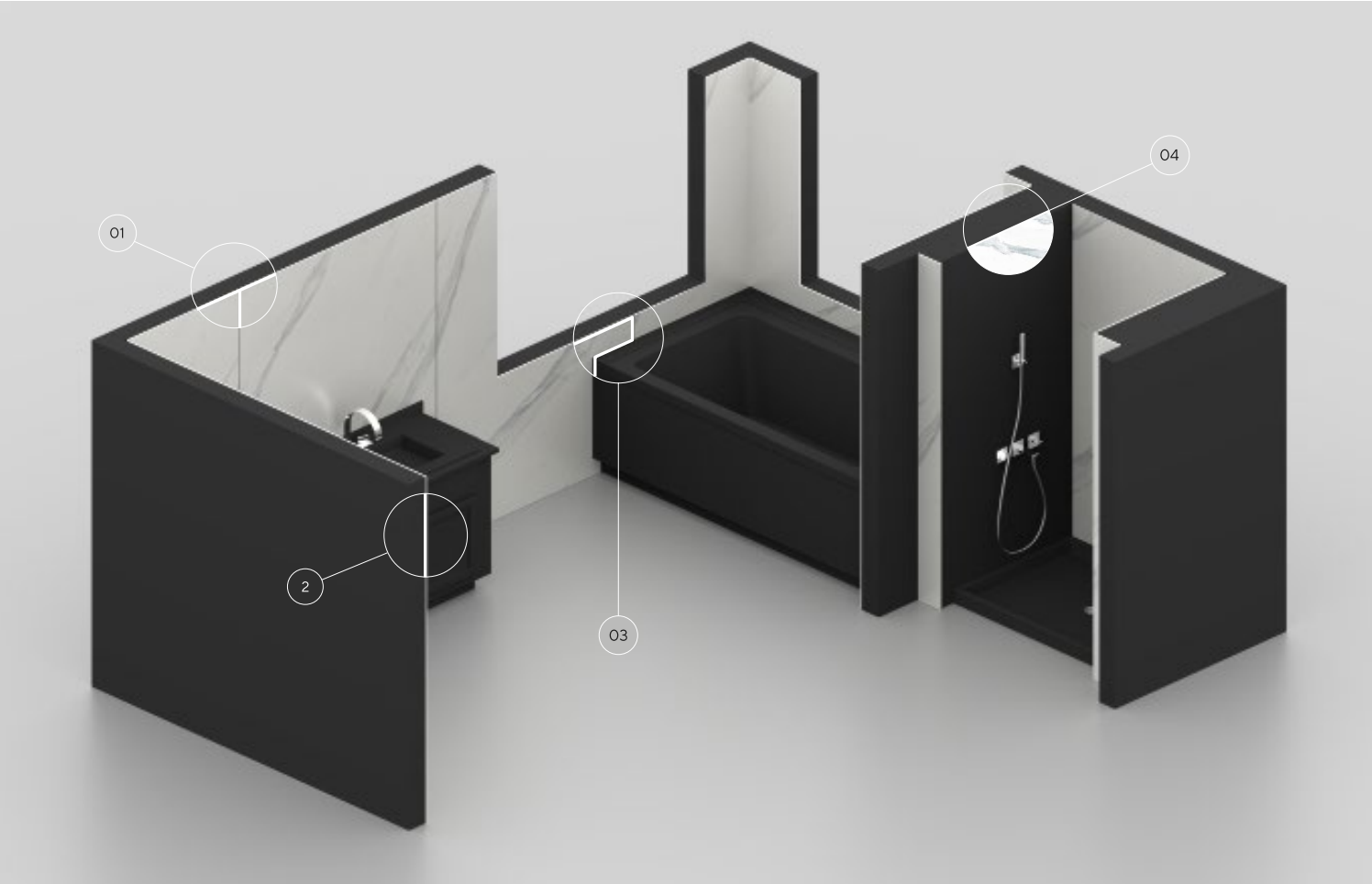
Having such a light format, but with so many possibilities, simplifies everything. Its thin thickness allows for quick cutting and on-site adjustments with ceramic tile tools.

03 → Design without limits

Dekton® Slim is very easy to work with and can be cut to size. It adapts to all spaces.

04 → Maximum resistance to humidity

Dekton® Slim is the ideal ultra moisture and stain resistant coating for bathrooms. A high performance product that requires no more maintenance than a simple damp cloth.




Dekton® features



# Dekton® Formats

Adaptable and versatile.  
In any space.

Dekton® offers a variety of standard and custom sizes and thicknesses to meet the functional and creative demands of any interior or exterior project, no matter how complex.



## Large format

Optimma Format → 102” x 39”  
Large format slab → 126” x 56”



## Other formats

- 56” x 28”
- 56” x 56”
- 28” x 28”



## Thicknesses

- 0.4 cm
- 0.8 cm
- 1.2 cm
- 2 cm
- 3 cm

# Dekton® Finishes

Different Sensations.  
Richness of Shades.

Dekton® is available in different finishes - the only limit is the architect or designer's imagination. From the ultra-glossy finish, ro matte or velvet options.



## X-Gloss

A luminous and dazzling finish achieved by mechanical polishing, without the need for enamels or other materials.



## Matte

The matte texture pursues a natural, shine-free appearance, ideal for achieving a harmonious and timeless finish. Most Dekton® products are manufactured with this finish.



## Velvet

Velvet is Dekton's velvety texture. The materials chosen in Velvet create a feeling of warmth and comfort. This texture is perfect in classic colors,with veins.



## Matte or Textured Velvet


Matte or Textured Velvet textures combine the warmth of velvet with the roughness of a textured, imperfect material. It is ideal for emulating the finish of natural stone.

# Optimma

New optimized Dekton® format.

The ultimate interior cladding solution.

The Dekton® slab has been optimized with its most common applications in mind to create a new format with improved cost, design, installation and handling. Introducing our first Optimma family format specifically for cladding: Optimma format 102” x 39” x 0.4 cm.



102” x 39”  
in 4 mm thickness

The slabs are created in 4mm thickness, which gives it a lightness that allows easy handling, and in case of need, it can be easily cut to adapt the product to all spaces.



### Cost Efficiency

The sizes were optimized to the most common cladding standards, this allows us to avoid waste, which in turn reduces price.



### Design with Purpose

The slab has been created to take advantage of its total height, which makes it much easier to cut it for cladding.



### Easy to Install

The product is smaller and lighter, which makes it easier to use transport and handling. Cutting can be done with simple tools. The edges are already bevelled and the piece is always meshed.



### Design Match

The design has been conceived to place the boards vertically to create a continuous design.





# New Craftizen Collection

Today Dekton® pays tribute to the master craftsmen and the techniques they perfected over the centuries by creating a series of 5 versatile, beautiful and honest colors that are also durable and resistant over time with the new Craftizen Collection.

Our challenge has been to reinterpret craftsmanship with digital craft technology. Both technique and technology are complementary, refine and inspire each other.

In this creation process 2.0, an analogy in processes continues to emerge. The walls and trowel marks of yesteryear are transformed into canvases of millions of pixels, where tools and hands continue to shape beauty. Each trowel stroke, each twist of the wrist becomes part of an image, of a reinterpretation with no expiration date.

We have created a refined technique through technology creating a durable surface that delights the five senses through textures and volumes, silky and extra matte colors that will clad floors, walls, tables, countertop and any timeless space capable of inspiring people.



## Albarium

Albarium is a peaceful, powdery white that refers directly to the primary element of this color: marble dust. The subtle trowel marks overlap, achieving a rich continuity that makes it easy to apply on large surfaces. Albarium captivates with its fine, elegant texture and the refinement and light it brings to the spaces where it is used.



## Argentium

In ancient times, silver was considered a gift of nature created by the influence of the moon. This legend lives on in Argentium, a perfect matte gray that can be combined with both warm and cold atmospheres. Its trowelled structure, typical of lime plastering, provides an overwhelming personality to the series.









Umber

Umber is the timeless, rebellious red-haired. That kind of color with its own personality, with a special charisma. Very attached to the earth, to nature, with a supernatural strength.

Terracotta is warm and cozy and has a very close connection to nature.



Nacre

Nacre is color in movement. All the senses ask to be part of it. The trowel marks that bring the color to life, the subtle interplay of light and shadow that accompanies every inch of the design. The touch delights with a silky finish as the fingers run over the different reliefs and scattered gradients. A pleasure for its high decorative and emotional value. It takes us to the touch of mother-of-pearl, to the sound of sea waves on another plane.



Micron

Micron is elegant and restrained. Its markings make it a living, breathing material in its trowelled texture. This deep, dark gray conveys a comforting sense of calm, as if wisdom and serenity could be metaphorically welcoming.







# Silestone®

by Cosentino

The Ultimate Mineral  
HybriQ Surface.

Silestone® is a hybrid surface composed of premium minerals, recycled materials, and quartz, designed to dress spaces with color and texture.

### Silestone® advantages.

Silestone® is extremely durable in kitchens, bathrooms and other spaces exposed to constant activity and use. Additionally, it offers a limitless range of colors and textures.

Silestone® has many advantages, including minimal maintenance, high resistance to stains and scratches, and a low fluid absorption rate. This resistance to fluids and its minimal joints make Silestone® the ideal solution for places where liquids are present. Silestone® is resistant and allows for prolonged enjoyment over time.

The properties of Silestone® are the result of constant years of innovation that guarantee maximum hygiene and safety.



#### Acid and Scratch Resistant

Silestone® has a high level of scratch and scuff resistance, impacts, as well as to external aggressions and acids common in daily kitchen use.

#### Impact Resistant

The high impact resistance of Silestone® allows the handling of hard objects (pots, pans, trays, etc.) with total peace of mind.

#### Stain Resistance

Silestone® is a non-porous surface that is highly resistant to stains from coffee, wine, lemon juice, oil, vinegar, makeup and many other everyday products.



## Silestone® with HybriQ+ Technology®

HybriQ is a pioneering technology from Silestone®. An innovative generation of surfaces composed from a hybrid formulation. A new high-performance blend of premium minerals, quartz and recycled materials.

The result is a more beautiful and sustainable product. Silestone with HybriQ technology is made through a manufacturing process completely fueled by renewable energy and recycled water. This new generation maintains the guaranteed quality and warranty of Silestone®.

#### More innovation

Cosentino®'s commitment to offering the most innovative and sustainable surfaces leads Silestone® to exceptional performance and depth of color. Silestone® is the combination of innovation and sustainability.

#### More sustainable

HybriQ+ uses a minimum of 20% recycled materials, 99% recycled water and 100% renewable energy.

This new generation of surfaces maintains the 25-year Silestone® warranty.

#### More design

The new mineral composition allows for greater depth of color, textures and Silestone® tones to create unique and personalized interior spaces.

#### Same benefits

Silestone® with HybriQ+ maintains all the characteristics of quality, durability and warranty that have made Silestone® the market reference in its category.



# Silestone® formats

Infinite possibilities for indoor applications.

Silestone® is available in slabs up to 12”x12”, 16”x16”, 24”x24”, 24”x16” and 24”x12” tiles. They are marketed in thicknesses of 1.2, 2 and 3cm. In addition, different pieces can be combined to simulate thicker edges.



## Large format

Jumbo Slab→ 126” x 63”  
Standard Slab→ 120” x 55”

### Jumbo Slabs

Cosentino® offers Silestone slabs in Jumbo format (128” x 63” max.). This format allows for the creation of large surfaces with minimal jointing, design versatility, and better hygiene. This way, the slabs' use is optimized and waste minimized.



## Floor format

- 12” x 12”
- 16” x 16”
- 24” x 24”
- 24” x 16”
- 24” x 12”



## Thicknesses

- 1.2 cm
- 2 cm
- 3 cm
- Customized thicknesses by adding different pieces together

# Silestone® finishes

Surface sensory perception.

In order to adapt to all styles, Silestone® offers different finishes for any of its applications. Polished, Suede or Volcano are three possibilities that make your imagination fly and have the countertops, floors or walls with the finish you have always wanted.



## Polished

Extreme shine, a smooth surface to the touch and a uniform, intense and consistent color.



## Suede

Extra matte finish, offers a flat, non-rugged surface, which conveys a unique experience to the touch for its beauty and fineness.



## Volcano

Rustic texture, rough to the touch, but soft at the same time, an attractive and pleasant surface



# New Sunlit Days Collection

Sunlit Days. An immersive and sensory journey through light and color that takes us back to our roots and transports us to a more natural, more sustainable and more compassionate future.

We present the first Silestone® Carbon Neutral collection, a commitment to sustainability where we reduce and offset the emissions from the manufacturing process with reforestation projects. This environmental commitment translates into a collaborative program for the preservation of the seabed and our environment.

Sunlit Days is inspired by evocative Mediterranean tones, and a unique lifestyle.

A new breath. A new spirit. A new Silestone®.




## Faro White

White is the color of our Mediterranean. The one that draws the waves on its shore. The one that reflects its light and evokes its warmth. White represents purity par excellence, and more than any other color, it transmits serenity. It is the color of simplicity, and yet, the most complex and versatile of all colors. Just like its texture, which is surprisingly silky to the touch, every time you lay your hands on it.

Faro White is inspired by the lighthouses that draw the way for ships, it will fill your space with light and sea, for people who love life.

Faro White is the sparkle that brings us closer to what really matters: our people.



Faro White pairs well with natural fibres and aged woods, raffia and metals with matte finishes.

It is a good match for decorative elements of pure and curved lines, giving rise to spaces stripped of ornamentation that convey calm and purity.



Cincel Grey

Some people say that gray is just gray. Those people will speak of wood as just that, wood. They will not speak of ebony, almost jet, nor of crimson mahogany. Because wood is not just wood, nor is gray just gray.

Cincel Grey is a fine-grained gray, silky and full of nuances. A gray that when bathed in light unfolds its melody of contrasts between matte, sheen and reminiscent of other colors. It is a gray for those who know how to look and feel.

Its touch, like the rest of the colors in the series, is a sensory experience even for the hands most accustomed to delighting in the textures of each wood.



Posidonia Green

Under the Mediterranean, time stands still. Everything is slowness and harmony. The posidonia meadows sway, dancing a hypnotizing dance of incredible greens. Greens that captivate the eye and that both literally and metaphorically, fill the seabed with life.

This is Posidonia Green. A green that asks for colors around it and that transports this beauty so far inaccessible to our spaces. A green that infuses vitality, joy and nature on all four sides. A green that at every moment breathes a different melody of brightness and tones, just like the marine treasure that gives it its name.



Cincel Grey is a neutral, adaptable gray that balances easily between warm and cool tones. Therefore it complements polished metals and rustic finishes and combines very well with accents of earthy colors, and resistant fibres such as plush, felt and denim.

It is a perfect color for everyday spaces paired with textiles and elements that pay tribute to minimalism.



Posidonia Green is the perfect match for woods such as bamboo, soft textures, fibres such as cotton or Lyocell, and twill-like structures which help to create these spaces.

Marbling, rustic, natural elements and monochromatic geometries are perfect options to complement this luminous green.





Cala Blue

The first time you see the sea and its breeze embraces you. The feeling of floating in the immensity. Away from worries, letting the sun and water bathe your skin. Savor the salt that envelops your body, the sound of the waves breaking on the shore, see the infinite horizon. A game for the five senses. A unique touch that caresses the skin just like the sea.

That is Cala Blue. A deep, modern blue that simulates the balance between the depth and the surface of the sea when interacting with light. A mature color that vibrates with the rest of the elements that complement the space it inhabits. Let yourself be rocked by the Mediterranean.



Arcilla Red

There is a land that breathes fire, that seems to flow blood, a land that is pure life. A land of clay, of an infinite red that displays intoxicating tones and fills you with warmth, life and joy.

This is Arcilla Red. A red that makes you fall in love. An earthy red that tastes like wine and smells like petrichor. A red that brings the purest essence of our origins to our home. A burst of color, an accent, a beating heart. A red that turns the kitchen into a living space that longs to be lived in. A color that can be tasted with all five senses. A unique texture that can be enjoyed with both touch and sight. Arcilla Red comes to endow any space with this passion, this closeness to the earth, with pure life.



The versatility of Cala Blue allows combinations with dark woods such as walnut and ash, as well as with dark metals to give a more classic look. Paired with nude colors and woods, it is perfect for rustic spaces.



Arcilla Red pairs nicely with reddish woods such as oak or cedar as well as grayer woods like anthracite. Gun metal metals and handmade fabrics are perfect companions to create rustic and bohemian spaces.





# Sensa

by Cosentino®

## Protected Natural Stone

Sensa by Cosentino® is premium maintenance-free natural stone brought to you by Cosentino, a world leader in the natural stone industry.

Sensa by Cosentino® is treated with a revolutionary stain protection treatment called SenGuard, and comes with a 15-year stain warranty.

SENSA  
15  
YEARS  
WARRANTY

SENSA  
by COSENTINO®



## Sensa by Cosentino® Treatment

The long-lasting, chemically-integrating technology allows the material to breathe. This technology enhances its powerful properties.

The process alters the surface tension of the stone causing the material itself to prevent liquids such as water, coffee or oil from penetrating



SENSA  
by COSENTINO®

Traditional



## Applications

Sensa kitchen countertops.  
Natural, stain-proof beauty.

Enjoy the design, hardness and resistance of natural stone without fear of stains. Sensa by Cosentino® quartzites and granites feature a revolutionary stain-resistant treatment that protects them for the life of your countertops.

## Finishes

Unique shapes for  
irrelicable surfaces.

The colors and finishes of Sensa by Cosentino® have the patient and whimsical design of nature. Each shade has a texture that produces different effects and sensations: suede, polished or caresse.







→ 54

5.1  
LIVING ROOMS

Redesign the living room and turn it into an open, functional, comfortable space integrated with the rest of the house.



→ 104

5.2  
BATHROOMS

Reinvent the bathroom to create a world of sensations through a unique and integrated design concept.



→ 156

5.3  
EXTERIOR

Revolutionize the outdoor space so that the porch, terrace or garden becomes a continuation of the house.



→ 194

5.4  
KITCHENS

Redefine the function of the kitchen in the home and transform it into the heart of the house.

Innovative and sustainable surfaces that bring designers' visions to life and help them reimagine interior and exterior spaces.

→ 248

5.5  
FURNITURE

Rediscover the exclusivity of custom-designed furniture for every space.



Spaces



# Living rooms

The living room is transformed into a personal and timeless space with Cosentino® surfaces; an expression of sophistication and functionality.



Live your space



# Rediscover your home’s living space


An integrated solution  
with maximum versatility  
and functionality.

Endless customization  
possibilities.



## Limitless customization

Designing a living room with high aesthetic value requires versatile surfaces in a variety of colors, textures, and unique chromatic pantones, such as Dekton® and Silestone®, which will cover floors, furniture, cladding, and more, to create an integrated and differential interior design experience.



## Resistance to high traffic

Dekton® is an innovative surface with a high level of resistance, capable of withstanding high temperatures, ultraviolet rays and any scratches. It remains unalterable to wear and abrasion, as a result of the high daily traffic in a room such as a living room.



## Easy installation

Dekton® is offered in a Slim format which is light, easy to cut, and adaptable to every space. Its thin thickness of 4mm allows adjustments to be made during installation, using tools for ceramic tiles.





# Comprehensive solution

The same material for flooring, cladding, and furniture created visual continuity and high aesthetic impact, unifying spaces and increasing their functionality.



# New Dekton® Optimma Format

Dekton® has been optimized for interior cladding. The Optimma format (102" x 39" x 4mm) allows for cost efficiencies, more design possibilities and easy installation and manipulation. The results: impactful cladding and integrated spaces.



# Large format, minimal joints

Dekton® Slim's large format up to 126" x 56" and thickness of 4 mm allows you to cover large surfaces creating a continuous and homogeneous aesthetic for cladding and furniture. This size reduces the number of joints, easing cleaning and maintenance.



# Live your space



## 01/ Living Space

Striking veining  
and elegant  
neutrality.

**Create a seamless  
amalgamation of  
spaces and a cohesive  
aesthetic throughout.**

This kitchen and living space designed by Nar Bustamante from Nar Design Group is all about balancing contrasts and creating a harmonious space that is as unique as it is inviting.

The designer selected the stunning Silestone Bianco Calacatta to tie the spaces together and bring a cool, sleek, and modern look to a warm and homey space. Bianco Calacatta stands out for its thick and electric gray veins on a luminous white backdrop that brings a dramatic flair and personality to any room it touches.

In the kitchen area, Bianco Calacatta adorns the countertop with a waterfall edge as well as the backsplash, beautifully playing off the dark wooden tones of the cabinetry and island. The color also interacts perfectly with the gold and black accents found in the hardware, chairs, and dangling ceiling lamps.

---

Interior Design  
Nar Bustamante  
Nar Design Group





Bustamante also used this color as a full-height wall clad to integrate the kitchen to the adjacent living and dining areas. This application creates a seamless amalgamation of spaces and a cohesive aesthetic throughout. The credenza in the dining area also features Silestone Bianco Calacatta and holds decorative elements in gold and black.

This project by Bustamante is a testament to the versatility of Silestone and the importance of using materials that provide harmony and visual continuity. The perfectly balanced contrast between the elegant white and gray of *Bianco Calacatta* and dark wooden elements with gold accents create the perfect modern yet cozy space that begs to be lived in.

→ Countertop, backsplash, wall cladding  
Silestone® Bianco Calacatta





02/  
Living  
Space

High-rise city  
apartment.

**A modern, functional  
gray canvas.**

In this city apartment, the interior designer has opted for a light gray Dekton® Keon cladding in a large square format. The choice of this material is perfect for making the space look bigger and giving it visual continuity.

The gray flooring goes well with the industrial-style furniture and the fabrics of the sofa. All in all, a simple design that will stand the test of time.

—  
Architecture  
Cosentino

Photography  
Francisco Carrasco

→ Flooring  
Dekton® Keon







**Tropical wood on a large-format gray background.**

The coldness of gray and white is balanced by subtle hints of reddish wood in the dining table and chairs, the floor lamp and the sofa legs.

The choice of Dekton® Keon flooring is perfect for this practical and stylish city apartment.





## 03/ Living Space

Warm, natural  
shapes with a  
white foundation.

**Extra-gloss white.**

In this kitchen, many of the fashionable elements, such as terracotta colors, curved shapes and wooden wall panelling, have been used to create a cozy and very personal space.

This organic and somewhat 'tropical' decorative style requires a light and soft foundation that creates a continuous surface, as if it were a large canvas. Dekton® Halo is the material used to achieve this effect. The Halo color from the Solid Collection, with its XGloss finish, offers a luminous, crystalline shine that is perfect for highlighting the entire design project. In this case, it complements furniture with clean, functional lines, up to the ceiling and without handles.







Infinite surfaces.

The feeling of a continuous surface is achieved by using the same material for the floor as for the kitchen units. Dekton® Halo XGloss is once again present on the floors, in large format and with greater thickness: the luxury of being able to choose the same product for different applications.


→ Dekton® Halo XGloss



→ Kitchen island,  
Silestone® Iconic White



→ Countertop,  
Dekton® Laurent



Countertop and bar  
perfectly combined.

The designer has chosen Silestone® Iconic White to clad this stunning island, creating an impressive totem effect, as if it were a large piece of marble. Contrasting with this is the overhanging bar in Dekton® Laurent, an interesting black material with clay-colored veins that visually ‘engages’ with the wooden wall panelling and the leather chairs. Thus, the countertop and the bar blend perfectly together, each with its own identity.





04/  
Living  
Space

Trendy blue  
and gray.

Large format for an  
impressive living room.

This magnificent living room is striking, first of all, because of the size of Dekton® Aeris floor tiles.

This large format continues with the wall cladding. In this project, the interior designer has chosen polished marble for the tops of the coffee and dining tables (see image below).

In short, a combination of materials and noble stones, in different finishes and textures (with and without shine), makes the home very stylish.

The color is achieved by small hints of Klein blue in cushions and pictures.







Matte and shiny.

The designer chose the beautiful beige Dekton® Aeris for the flooring. The vertical cladding in the rest area is in shades of brown. So far, everything is fairly even and matte. In contrast to this, the top of the dining or study table is in shiny Dekton® Splendor from the Solid Collection.

→ Flooring  
Dekton® Aeris







## 05/ Living Space

Large format for  
living spaces.

**Functionality  
and beauty.**

In this coastal home, the floor is a large surface area that provides a view of the sea. Simple, clean, practical and large-format material, Dekton® Strato provides a balanced urban character.

Easy to clean, virtually seamless and in a very neutral color, this flooring is the ideal solution for a busy summer house that requires maximum resistance.

—  
Architecture  
Jano Blanc

Photography  
Adrián Chambre





White countertop.

The Silestone® White Zeus countertop and the glossy white lacquered kitchen units are perfect for a coastal home – they provide brightness, cleanliness and tidiness.


The Mediterranean white contrasts with the wooden floor and dining room. Artwork throughout the rest of the house adds color and personality to the space.

It is a beautiful blank canvas that can be finished off with designer furniture and pictures.

→ Countertop  
Silestone® White Zeus, Polished finish



→ Flooring  
Dekton® Strato





06/  
Living  
Space

Materials with  
character for an  
eclectic home.

**Gray veining  
is on trend.**

The vision for this very distinctive home was clear: the owner was looking for a vibrant material with uniqueness so that each piece would be different. Although large-format Dekton® Kreta slabs are used to create a continuous space, Dekton® Bergen was chosen for the countertop and the side cladding of the furniture, with its gray veining giving a sense of movement.

The same material can be found in the staircase and the skirting board, bringing together the different spaces.

—  
Architecture  
Muxacra Arquitectos

→ Flooring  
Dekton® Kreta







Matte  
texture.

Dekton® embraces a velvety texture. The matte finish provides a flat, non-rough surface, which conveys a unique soft and pleasant feel.



Large format Dekton® Bento is an ideal solution for flooring in open-plan spaces. It brings visual continuity, neatness and a neutral decoration to combine, as in this case, with wooden wall panelling or white lacquered interior woodwork.

→ Flooring  
Dekton® Bento







07/  
Living  
Space

Sophistication  
and mid-  
century style.

**Dekton® Danae  
throughout the home.**

For a classic look, the interior designer for this home opted for designer items such as lamps, armchairs and chairs.

Dekton® Danae, a surface inspired by traditional travertine, helps to blend all the spaces and helps to make the furniture stand out.

Thanks to its large format, the result is a continuous floor in a cream, bright and matte tone with hardly any joints.

—  
Architecture  
José Poveda Rivera

Photography  
Alberto Rojas





A format for every space.

The designer of this home has used large-format Dekton® Danae slabs for flooring. This creates a very neutral and uncluttered effect, helping to highlight the designer furniture, such as the Barcelona chair.

The staircase allows for a different format, giving the impression of floating in space.

→ Flooring  
Dekton® Danae





## 08/ Living Space

Reinventing  
classicism.

**Ochre color range  
with iron and glass.**

In this living room, the designer's aim was to maintain the classicism of dark wood and mustard velvet armchairs together with a modern cantilevered iron and glass staircase. This results in a seamless look thanks to the color balance provided by the large-format Dekton® Danae flooring.




—  
Architecture  
José Poveda Rivera

Photography  
Alberto Rojas





→ Countertop  
Dekton® Zenith



→ Flooring  
Dekton® Danae



The kitchen, which opens to the living area, was designed in a material which matches perfectly with the matte white lacquered furniture. A Dekton® Zenith countertop was chosen to create a consistent and appealing effect on the central island.

The use of two shades that go so well together, such as Dekton® Danae and Dekton® Zenith, allows for endless creative possibilities, from the most classic to the most ground-breaking designs.







09/  
Living  
Space

Cladding to  
connect spaces.

**Color depth and  
fine veining.**

Silestone® Charcoal Soapstone was selected for the wall cladding of the living room, the island and the kitchen fronts. With its fine white veining, it creates an elegant color contrast to the ensemble.

—  
Architecture  
Gustavo Martins Arquitetura

Photography  
Denilson Machado



Wall cladding  
for a TV niche.

The versatility of Silestone® allows the slabs to be cut to the desired size and to suit every need.

This project features a TV niche, using a different type of cladding and its own lighting, helping to create a contrast.

A further advantage of Dekton® and Silestone® wall cladding is that the designer does not need to fit a skirting board.



→ Wall cladding  
Silestone® Charcoal Soapstone



Simplicity  
and elegance.

The combination of these two white and dark gray veined materials results in a simple and elegant look. Wooden pieces of furniture, hemp rope and a set of candles add some warmth to the space.



10/  
Living  
Space

Rediscovering  
the connection  
between outdoor  
and indoor spaces.

**Living rooms that  
flow outdoors.**

The architect of this project aimed to create a contemporary space, with large windows, in which the porch and garden blend in with the rest of the home.

Such visual continuity is the result of using large glass walls and the same material for indoor and outdoor spaces. The challenge is to find a beautiful yet practical surface which will withstand unfavorable weather conditions and remain unchanged over time.

The developer of this project found Dekton® Danae to be the ideal solution for integrating both spaces with a large-format continuous flooring.

—  
Architecture  
Andrés Oller- Arquivirtual

Photography  
Alberto Rojas





Dekton® Kelya  
kitchen island.

Beige and black make up the color palette  
of this space.

For the kitchen island, the designer has opted  
for a material inspired by natural stone:  
Dekton® Kelya from the Natural Collection.

This material is available in a Slim format,  
with a thickness of 4mm, which is suitable for  
cabinet doors.


The sink unit, which is made of this material,  
fits in perfectly with the fireplace and the  
sideboard in the dining room.



→ Flooring  
Dekton® Danae



→ Countertop  
Dekton® Kelya



Natural look: travertine  
and black limestone.

The warmth of Dekton® Danae flooring  
contrasts with the power of the Dekton®  
Kelya countertop, inspired by a dark gray  
limestone with marked veins.





11/  
Living  
Space

Natural sophistication  
for living room  
cladding.

**Gray and beech wood  
work together in this  
Scandi-style space.**

Everything flows smoothly and in perfect harmony in Nordic and Scandinavian style. The off-white and gray color range highlights the warmth of the light beech wood as well as the small splashes of color, always in pastel shades such as pale pink, light blue and aquamarine. This is the key feature of this project – conveying brightness and harmony.

The combination of materials and the use of a veined wall cladding – Dekton® Opera – help to create a natural and tasteful feel.

—  
Architecture  
Mariana Pescara

Photography  
Fábio Jr. Severo



Pastel tones on a classic surface.

The cladding with the veiny Dekton Opera becomes the perfect canvas for these ceramic objects in different tones.

Over these gray materials, the warmth of the wall cladded in wood in the dining room and the chairs with a Danish feel.



→ Wall cladding  
Dekton® Opera



Natural inspiration.

Dekton® Opera is from the Natural Collection. It is inspired by traditional Carrara marble and offers a smooth touch which characterises the velvety texture of Dekton®.

A treat for the senses, its gray veining adds depth and beauty to this space.



# Cosentino® Bathrooms

Cosentino® helps you  
rediscover your  
bathroom through a  
unique and integrated  
design concept.



# Bathroom Spaces



Reimagine the most personal space in the home. Create a unique experience in which the most beautiful and functional Cosentino® surfaces transform unique, warm, and exclusive spaces.

From wall and floor claddings in different yet perfectly balanced formats, colors and textures, to attractive vanities and shower trays, carefully designed with great attention to detail and simplicity.

Solutions of great aesthetic and functional value to suit every requirement and style of bathroom, which redefine the way in which we experience such a personal space and feeling of well-being.



## Large format

Large format, minimal joints. Tailor-made flooring and wall cladding.

Bathrooms are exposed to constant activity. Using a high-quality surface for floors and cladding reduces joints and guarantees hygiene and cleanliness. The strategically placed slabs in XXL make the room look bigger, creating the sensation of a larger bathroom.



## Shower Trays

Shower trays with Dekton® Grip+ and Silestone®: exclusive and integrated designs in the bathroom with limitless customization possibilities.

Cosentino® offers an extensive collection of shower trays in the material the architect or designer chooses and adaptable to any space. It is an interesting alternative to the traditional shower that simplifies installation and assembly.



Architect: Pedro Francisco  
Interior design: Alexia Martínez

## Sinks

Sinks and countertops with great versatility that adapt to any space. Sophisticated designs with maximum beauty and durability.

Silestone® sinks are built with a unique and innovative design able to live up to the most demanding creative proposals. From sinks that integrate into the vanity top, to overmount options, double bowls...everything is possible with tailor-made fabrication.





## Optimma Format

Dekton® Optimma Format. Optimized for interior bathroom cladding: taking full advantage of the space, easy installation, and design continuity in a vertical format.

The Optimma slab format is 102" x 39" and 4mm thickness, able to meet any vertical cladding need creating a continuous design, taking advantage of the full height with easy installation and minimum waste.



## Total Integration

Total aesthetic integration and visual continuity. The same material for your entire bathroom: floor, cladding, shower tray, and sink.

A single surface applied to every component of the bathroom allows for complete esthetic homogeneity, creating harmony, balance, and amplitude.



## Colors and textures

New collections of innovative, on trend colors and textures, to create bathroom spaces full of originality and impact.

Innovative Silestone® and Dekton® surfaces possess a wide variety of solid and veined colors, unique chromatic pantones, and sensory textures to rediscover bathroom spaces.



## 01/ Bathroom Space

### Minimalist Style.

Minimalist bathrooms, plain and bare: purity of lines, neutral colors and balance of shapes.

Surfaces blend harmoniously in with the space, creating a sense of well-being.







In a minimalist bathroom, shower trays and vanities come together in perfect harmony with horizontal and vertical cladding, all in the same material.

Dekton®'s most versatile interior cladding format, Optimma 102" x 39", surrounds the Gocce shower tray, achieving the best result for a minimalist bathroom.




The wide, well-defined lines of the Silestone® Silence sink in Corktown color (Loft Series), create a dramatic contrast against the Dekton® Rem cladding, a surface featuring a white background with brown and gray veins.

- 1→ Flooring and wall cladding  
Dekton® Rem (Optimma Format)
- 2→ Bathroom vanity top  
Silestone® Corktown
- 3→ Custom shower tray  
Dekton® Zenith
- 4→ Silence sink  
Silestone® Corktown


①




②



③



④







02/  
Bathroom  
Space

Urban-  
Industrial  
Style.

Break with convention  
and reinterpret the  
industrial style bathroom  
with a look inspired  
by the great cities:  
imperfect elements  
and color patterns with  
textures full of character.

—  
Architecture  
Pedro Francisco

Interior design  
Alexia Martínez





## Contrasting tones in a chic, industrial finish for your bathroom.

In this essentially urban bathroom, the designer used [Dekton® Liquid Embers](#) wall cladding, from the [Dekton® Liquid](#) collection. This material, which is reminiscent of volcanic magma, adds elegance and character to the project.

To achieve a more dramatic effect in this industrial style bathroom, the [Symmetry](#) sink by [Silestone®](#) has been used on a vanity top of the same material, thus creating a perfect symbiosis with the wall cladding.


Matte chrome-plated taps, rust-effect sink profiles and black metal framed mirrors complete the scene, giving it a distinctly industrial effect.

In contrast, and to avoid an extremely dark finish, the interior designer has gone for a large-format floor in [Dekton® Lunar](#), which adds that touch of concrete, typical in lofts and urban spaces.

①



②



[Dekton Lunar](#): A reinterpretation of conventional cement inspired by industrial aesthetics. Its subtle structure over a White base tone make Luna a trendy color. The pattern and background merge perfectly.

- 1→ Floor and wall cladding  
Dekton® Lunar
- 2→ Bathroom vanity top  
Silestone® Negro Tebas
- 3→ Symmetry sink  
Silestone® Negro Tebas



# 03/ Bathroom Space

## Minimal style.

Highly decorative and impressive cladding, with the depth, brightness and shine of Dekton® X-Gloss Helena. The lines of the Kador Suite shower tray and the soft-angled Marie Top sink by Silestone® Blanco Zeus, blend together to create a harmonious bathroom.

- 1→ Kador Suite shower tray, Silestone® Blanco Zeus
- 2→ Marie Top sink by, Silestone® Blanco Zeus
- 3→ Wall cladding Dekton® Helena, X-Gloss collection
- 4→ Flooring Dekton® Halo, X-Gloss collection,

①



②



③







# 04/ Bathroom Space

Urban-  
Industrial  
Style.

Reinterpreting the  
industrial style:  
cement and veining  
enjoy harmonious  
interpretation.

Using a black and gray palette, the  
designer has created a timeless yet  
modern bathroom, in which two very  
powerful elements stand out: the gray floor  
with cement effects, in Dekton® Kreta,  
and the monolithic-looking vanity top, in  
Silestone® Charcoal Soapstone.

—  
Architecture  
Pedro Francisco

Interior design  
Alexia Martínez





Floor and wall cladding  
in the same material  
to unify spaces.

Inspired by the typical New York style loft without walls, the interior designer planned a metal and glass structure that also serves as the front of the bathroom.

A strong-looking half wall in the same material as the floor – Dekton® Kreta – is vertically integrated into this structure.


On the horizontal plane, the Silestone® Charcoal Soapstone vanity top stands out. In total creating a very attractive contrast of planes and volumes.

In contrast, and to add a sense of lightness, the designer has opted for two beautiful and delicate Marie Top sink in Silestone® Blanco Zeus, featuring a round design.

1



2



3



4



- 1→ Bathroom vanity top  
Silestone® Charcoal Soapstone
- 2→ Tailor-made shower tray  
Dekton® Kreta
- 3→ Floor cladding  
Dekton® Kreta
- 4→ Marie Top sink  
Silestone® Blanco Zeus

A large-format, gray floor is always the right choice. In this project, the Dekton® Kreta material from the Industrial Collection provides a cement-like finish, ideal for an industrial or urban decorating style.

With its soft, rounded lines, the Marie Top sink is the perfect choice to place on the vanity top. Although this project has a distinctly industrial look, its one-piece design, with no visible joints, enhances its attractiveness.









# 05/ Bathroom Space

Urban-  
Industrial  
Style.

Continuous surfaces for  
floor, vertical cladding,  
vanity top and sink to create  
a flowing, unified space.

—  
Architecture  
Pedro Francisco

Interior design  
Alexia Martínez

①



②



The uninterrupted surface of Dekton® Vera, used for floor, wall and vanity top with sink, is the unifying feature in this bathroom. This material from the Natural Collection is reminiscent of polished cement, but also features long, delicate veins that run along the entire surface.

The impressive, straight-lined Simplicity sink, also in Dekton® Vera, is fully integrated into the vanity top.



1→ Vanity top, floor and wall cladding  
Dekton® Vera  
2→ Simplicity sink  
Dekton® Vera







## 06/ Bathroom Space

### Mediterranean Style

Warm colors and the light of the Mediterranean are brought together in this boho-chic inspired bathroom

Raw, imperfect materials are currently in vogue. This bathroom perfectly conveys the taste for authenticity and natural elements, achieved through the use of simple lines, textures and a matte finish.



—  
Architecture  
Pedro Francisco, architect

Interior design  
Alexia Martínez, interior designer





Large format, cream colored surfaces unify the space and bring warmth

The designer has created a neutral base from a sophisticated and textured material inspired by Venetian plaster, which is part of the [Craftizen Collection](#): [Dekton® Nacre](#). This material in a delicate cream tone has been used for the walls, floor and shower tray.

To add a touch of color to the bathroom, the side walls are clad in [Dekton® Umber](#), a vibrant red brick color reminiscent of the reds and ochres of Sienna.

The pure white of the [Evita L](#) washbasin, in [Silestone® White Zeus](#), stands out against the toasted Nacre color, as if it were a Greek sculpture.

With two basins and large dimensions, the Evita washbasin's cantilever design helps to evoke a feeling of lightness, which contrasts with its size and volume. An untreated pine bench complements the washbasin and enhances its beauty.

The result is a harmonious and well-balanced bathroom, with a distinctly Mediterranean character.

- 1→ Floor and wall cladding  
Dekton® Nacre
- 2→ Evita L washbasin  
Silestone® White Zeus
- 3→ Gocce shower tray  
Dekton® Nacre
- 4→ Bathroom countertop  
Silestone® White Zeus
- 5→ Wall cladding  
Dekton® Umber

1



2



3



4



5





## 07/ Bathroom Space

Urban-  
Industrial  
Style.

All-black elegance  
in an urban style  
bathroom with a  
vintage touch.

In this bathroom, black takes center stage through a design in which the cladding, sink and countertop work together to create a space evoking urban elegance.

Otherwise dominated by an urban style, black is used for the cladding, countertop, sink and mirror. The designer has also incorporated vintage details reminiscent of bygone times.

These subtle touches, which can easily go unnoticed if you don't look closely - such as the carved mirror frame, the cruciform taps, or the herringbone floor - add personality.








A personal, urban style  
with classic references and  
the most technologically  
innovative materials.

The designer has used large-format slabs in Dekton® Eter for the cladding, creating uninterrupted walls with almost no joints, thereby saving on cutting.


Dekton® Eter is part of the Natural Collection. It has the look of granite and works very well both indoors and outdoors.

The Symmetry sink, in Silestone® Iconic Black, is placed on the vanity top, resulting in a very contemporary design. In contrast to the large vanity top, its small size and arrangement, angled to the left, provides interesting asymmetry in the bathroom.

①



②



1→ Vanity top and wall cladding  
Dekton® Eter  
2→ Symmetry sink  
Silestone® Iconic Black



## 08/ Bathroom Space

Contemporary  
Style.

A very personal design featuring classic materials, brought up to date with the most contemporary trends.

A white color with veins is the perfect background for any bathroom looking for a classic touch. For this reason, Silestone® Calacatta Gold, a white color featuring gray veins with golden nuances, was the material of choice.



—  
Architecture  
Debora Aguiar Architects

Photography  
Denilson Machado





Large vertical  
and horizontal  
planes.

Contemporary design is fundamentally practical. In contemporary style, functionality comes first but without compromising on beauty.

In this bathroom, the interior designer selected a large shower enclosure, an extra large frameless mirror and spacious drawers for storage.

The designer also incorporated decorative elements, such as greenery, polished copper taps and a material reminiscent of Ancient Greek marble: Silestone® Calacatta Gold.

A huge bespoke bath in the same material takes centre stage in the room.

→ Flooring and customized bath  
Silestone® Calacatta Gold







09/  
Bathroom  
Space

Contemporary  
Style.

An interesting use  
of space and cream  
tones result in this  
contemporary  
style bathroom.

Three vertical planes - mirror, sink and window  
- in perfect contrast to the monolithic vanity top  
and the horizontal plane of the floor, in the same  
material, achieve a spectacular result in this very  
architectural bathroom.

—  
Architecture  
Pedro Francisco Architect

Interior design  
Alexia Martínez





The coldness and abruptness of square shapes and vertical and horizontal planes is offset by the warmth of the materials used in the project.

Inspired by the quartzite of the Taj Mahal, Dekton® Taga evokes the elegance and character of natural stone.

For the wall, the designer has chosen Dekton® Taga, a color embracing earth tones and caramel-colored veins: an evocative yet classic color for such a modern design.


Dekton® Fossil, from the Natural Collection, has been used on both the vanity top and flooring, achieving an excellent result: a dark gray cladding that transports us back to the most ancient periods. This color is available in two formats, 126" x 56" and made to measure, which is very useful when it comes to cladding the horizontal planes of a space, such as the flooring and vanity top of this bathroom.

Finally, as if it were a huge totem, the sink has been custom-made in Silestone® Negro Tebas, with an attractive matte finish.



①



②



③



- 1→ Wall cladding  
Dekton® Taga
- 2→ Vanity top and flooring  
Dekton® Fossil
- 3→ Customized sink  
Silestone® Negro Tebas



# 10/ Bathroom Space

Contemporary  
Style.

This bathroom  
showcases a new  
interpretation of  
contemporary style.

Glossy white materials with marked veins work  
with touches of gold hardware, cabinet profiles and  
trays to create a distinctive style, but without being  
overly flashy. The vanity top in Silestone® White  
Zeus stands out for its brightness and clean lines.



—  
Architecture  
Mariana Pescara

Photography  
Fábio Jr. Severo

→ Vanity top  
Silestone® White Zeus, Polished finish







11/  
Bathroom  
Space

Contemporary  
Style.

A revamped  
classic style for  
this bathroom with  
cream tones that  
exudes elegance  
and good taste.

Nothing has been left to chance in this  
bathroom. The result is a calm, peaceful  
atmosphere that invites relaxation.

To convey this feeling of relaxation and at the  
same time create a classic style bathroom,  
the interior designer has utilized a palette of  
cream tones and a well-balanced design of  
each element. The sink unit, wooden wall and  
the freestanding bath take centre stage and  
work in perfect harmony with each other.





The walls in Dekton® Entzo enhance the bathroom while adding a classic touch.

Dekton® Entzo is a material inspired by Calacatta marble. Featuring prominent veins in brown tones, this material brings life and personality to the bathroom and is the perfect companion for the vanity top unit.




Neutral tones and subtle textures for each of the bathroom elements: personalized comfort for a unique experience.

The rest of the walls are clad in Dekton® Zenith, a more neutral material without veins.

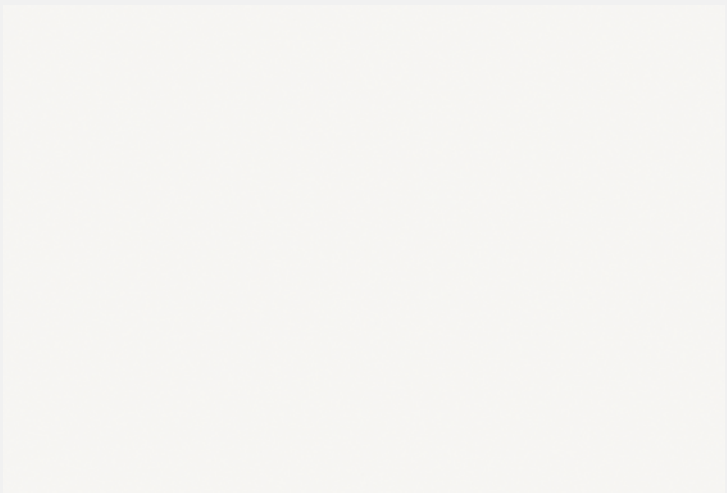
Finally, the floor features a geometric pattern, designed to emulate the floors of ancient temples. Here, the interior designer has combined Dekton® Entzo, Danae and Ventus, achieving an impressive result.

- 1→ Vanity top, wall cladding and flooring  
Dekton® Entzo
- 2→ Shower wall cladding  
Dekton® Zenith
- 3→ Flooring  
Dekton® Danae
- 4→ Flooring  
Dekton® Ventus


①




②



③



④





12/  
Bathroom  
Space

Minimal  
Style.

Functionality  
and formal rigor:  
less is more.

A suite with a bathroom and bedroom in one area.  
For this project, the interior designer needed a  
material that would both provide the required  
sense of continuity while also working well in wet  
areas. Thanks to the use of large-format Dekton®  
Strato slabs on the floor, the two areas become one.



—  
Architecture  
Jano Blanco

Photography  
Adrián Chambre





Neutral colors and simple lines are the key in this bathroom where everything has been carefully designed.

The second big success of the project is the matte white wall which separates the bathroom from the bedroom, and where the sink is situated. The sink, which is integrated into the vanity top, features a cantilever design and a made to measure basin with the same width as the wall. Neutral colors and simple lines are the key in this bathroom where everything has been carefully designed.

This wonderful, extra-large and integrated sink goes by the name of Elegance and is available in all Silestone colors. In this case, the color chosen was Silestone® White Zeus, which highlights the minimalist design of the space.

This practical and timeless bathroom is the result of combining clever design with two neutral and complementary materials.

①



②



③



- 1→ Vanity top  
Silestone® White Zeus
- 2→ Elegance customized sink  
Silestone® White Zeus
- 3→ Flooring  
Dekton® Strato





# Cosentino® Exterior Spaces

Beautifully continuous  
and durable  
outdoor spaces.

Redesign your  
outdoor spaces to  
include porches and  
terraces that blend  
in with your home.




# Exterior Spaces






## Limitless customization possibilities

Open spaces with freedom for inspiring, designing with a unique purpose: personalizing your outdoors spaces.



## Easy installation

Dekton® is very lightweight, easy-to-cut and adaptable format.



## High transit resistance

It remains unaltered when faced with daily erosion and abrasion in outdoors spaces, used in terraces, stairs and pool surroundings.



## Dekton® Outdoor countertop

Dekton® outdoor countertop is resistant and durable. Innovative surfaces turn into functional and beautiful surfaces.



01/  
Exterior  
Space

Redesign your outdoor spaces to include porches and terraces that blend in with your home.

**Beautifully continuous and durable outdoor spaces.**

Outdoor areas such as porches, terraces or gardens have become the most precious spaces of the home. In the past, outdoor materials required annual maintenance and often lacked proper care. In addition to this, there was always a visible gap between indoor and outdoor flooring.

Dekton® redefines the experience of enjoying outdoor spaces by creating uninterrupted floors that continue inside. The exterior and interior become continuous, with almost no joints or maintenance, and will remain unaltered over time.







→ Flooring,  
Dekton® Aeris



Dekton® Aeris is a material from the [Natural Collection](#) that features an interesting combination of beige and gray with a concrete-inspired look. It works very well on outdoor floors thanks to its 133" x 56" format. It can be fitted to a staircase, swimming pool, outside covered area, etc., and it can continue inside the home.

[Dekton® Grip+](#) prevents slipping in outdoor areas when walking barefoot. In addition, it is highly resistant to stains, UV rays and temperature changes

### Outdoor spaces with a concrete look.

A large-format natural foundation connects the porch or terrace with the living room; the material has the look and feel of concrete, but without its disadvantages – the end result is spectacular! The designer can find all these advantages in Tech and Industrial collections by Dekton®.







02/  
Exterior  
Space

Sand and white  
expanses with  
Mediterranean  
character.

**Visual  
continuity.**

In this project, the architect designed a Mediterranean and modern house with cubic volumes and modern floor plans.

The Mediterranean style can be seen in the white walls, reminiscent of the whitewashed houses of southern Spain, and in the continuous large-format floor that evokes the seaside. A warm, durable and practical material that connects the terrace, porch and bathroom spaces.

—  
Architecture  
Andres Oller-Arquivirtual

Photography  
Alberto Rojas





→ Flooring  
Dekton® Danae



**The warmth of Dekton® Danae.**

Dekton® Danae from Natural Collection is a timeless material that blends perfectly into any space. Its limestone beige tone is reminiscent of sand.

It is available in 126" x 56" format, making it the perfect choice for flooring.

There are 5 thicknesses (4, 8, 12, 20 and 30 mm); ideal for countertops, furniture and wall cladding both indoors and outdoors.



## 03/ Exterior Space

Inspiring outdoor  
spaces that connect  
with local materials.

### Functionality with a rustic touch.

In this porch and garden project, the interior designer has renovated a house with practical and technologically efficient materials. This stylish renovation includes the use of Dekton® Kreta for the flooring and the replacement of the original windows with large glass windows.

These modern finishes fit perfectly with the stone masonry walls, terracotta pots and rattan chairs – all traditional materials with a rustic touch.







→ Flooring  
Dekton® Kreta




**Floor and large-format table with the same code: Dekton® Kreta.**

Dekton® Kreta was selected for the outdoor flooring of this house, a gray part of the Industrial Collection that mimics cement.

Even though it is available in 126" x 56" format, the designer opted for a more reduced format to leave visible joints reminiscent of a checkerboard.

The same material was used to create the large 4 meter table, which created a monolithic, robust, and potent effect.









Interior Design  
Marc Thee

Photography  
Francisco Carrasco

# 04/ Exterior Space


The exterior and interior of this home to blend.

**Dekton®, accent for the space’s modern look.**


Orland-based interior designer Marc Thee designed his own one-of-a-kind home using Silestone® and Dekton® in varying applications. Thee chose Cosentino® because “the variety of options is far more unique than the competitors, and the monolithic applications are spectacular. The seams after installation are practically invisible.”

Starting off with the exterior of the house, the designer selected Dekton® Kelya for the facade. A bold color inspired by dark marbles it features light streaks that bring a modern aesthetic to the exterior of the home. Dekton® Kelya was also used in the indoor fireplace area, perfectly contrasting the off-white wall and gray tones in the space.

→ Facade and fireplace  
Dekton® Kelya







You can't use other solid surfacing materials in these kinds of outdoor environments.

One of the most memorable elements of the home is the outdoor pool and entertainment area. For the tables surrounding the pool, Thee chose Dekton® Orix as an accent for the space's modern look. "I wanted the exterior and interior of this home to blend, so Dekton was a natural choice," said Thee. "You can't use other solid surfacing materials in these kinds of outdoor environments." The touches of Dekton® Orix can also be found in the countertop surrounding the grill, where the durability of the material takes center stage. Resistant to heat, UV rays, and easy to clean, Dekton® is the perfect surfacing for an area often prone to spills, burns and stains.



→ Pool area + BBQ:  
Dekton® Orix









05/  
Exterior  
Space

Reinvent outdoor spaces with continuous cream and white surfaces.



**Visual continuity, versatility and durability for outdoor spaces.**

This residential project stands out because of the use of a single material for all of the outdoor flooring, such as: access to the garage, steps, porch, swimming pool, etc. Dekton® Strato has been used throughout the outdoor space, in contrast to the pure appearance of the white walls and the large glass surfaces.

The result is a modern and functional structure that suits any design.







→ Flooring  
Dekton® Strato



Dekton® Strato is a material from the Tech Collection that is reminiscent of concrete surfaces. Its gray and beige speckled design creates an attractive and practical interplay of light for outdoor spaces. Thanks to its 126" x 56" format, it is the perfect material to provide a sense of visual continuity.





06/  
Exterior  
Space

XXL format for large surfaces which stand out in your home.

**Porch and terrace in a single finish.**

One of the challenges of this project was to successfully integrate the outdoor space with the rest of the house.

To do this, Dekton® Danae 126" x 56" slabs have been laid vertically with continuous joints that are barely visible.

The use of the large format in this layout gives a sense of depth, welcoming you into the home while connecting the outdoor and indoor spaces.





→ Flooring  
Dekton® Danae



**Endless possibilities in any outdoor space.**

In addition to the unique properties of the material that make it ideal for outdoor applications, the different beige shades of Dekton® Danae also make it a very beautiful choice.

The large-format flooring on the two floors of the house connect and blend both spaces seamlessly with an elegant and timeless visual appearance.



## 07/ Exterior Space

A house on  
the mountain  
overlooking the fjord.

**When the material  
blends in with nature.**

This impressive home is an architectural achievement which showcases materials that blend in and complement nature. Objective: to seamlessly blend in with the surrounding nature, highlighting proximity to the fjord.

Perfect harmony is achieved with the gray of the reinforced concrete – like rocks – and the brown of the façade cladding – like wood and clay – finished with the infinite glass surfaces overlooking the water.



---

Architecture  
Arkitektstudio Widjedal Racki

Photography  
Sara Danielsson










→ Ventilated façade  
Dekton® Kadum



Reinforced concrete  
+ Dekton®

Dekton® Kadum from the Tech Collection features brown and charcoal tones and an oxidized matte finish, bringing a modern yet industrial feel to any building.

In this home, Dekton® Kadum was the perfect choice to help achieve a very modern architectural style reminiscent of Frank Lloyd Wright's iconic Fallingwater house.

Two resistant materials work together for the façade of this very special home, achieving a fantastic result.

The architect has designed the layout using large slabs and various formats, which helps to create a sense of horizontal symmetry and suits the different spaces.





# Cosentino® Kitchens

Reinventing the  
kitchen to make it  
the heart of the home.



Kitchen Spaces



Gone are the days of the kitchen being a forgotten part of the home. The kitchen is now a key space that can integrate with the living-dining room and share the same design.



## Integration within the space

The kitchen as a living space connected to the rest of the house. Total integration of the countertop with the living room cladding or floor.



## Kitchen Countertop and Island

Thousands of households all over the world have trusted Cosentino® to provide them with a kitchen that is not only functional and beautiful, but also plays a key role in the daily lives of their families. We offer a wide range of colors and textures, so you're sure to find your perfect countertop.



## Flooring and Cladding

In this so-called “renovation” process, the island plays a major role, as it serves as a connecting element between the two environments as well as a meeting place in the home. In this project, the interior designer built the entire design around the island.





## Kitchen Sinks

The sink is a crucial feature within the room: it must guarantee resilience, safety, and hygiene. At Cosentino® we use a low-porosity material which can withstand impact, high temperatures, and frequent exposure to water and grease.

## Find your style: colors for every taste and style

When choosing colors and textures to fit your kitchen, it is key to know your options. Enjoy the limitless variety of materials, colors, and formats offered by Cosentino®.





Kitchen Space



01/  
Kitchen  
Space

A design that honored  
the nature surrounding  
the space.

**Dekton® was always  
the choice.**

With breathtaking views of Park City’s natural mountain landscape, designer Richard T. Anuszkiewicz knew he had to create a design that honored the nature surrounding the space. Inspired by the views, he intentionally created oversized windows to capture the scenery, which also inspired the palette and atmosphere of the space

He selected Dekton for the kitchen countertop, “Dekton® was always the choice,” he said, “the durability factor and the earthy attributes made it the perfect selection.” Anuszkiewicz had the goal of creating a very organic feeling with the interior material choices, and Dekton® Liquid Shell’s texture and neutral color wave made it the perfect shade for this project. Liquid Shell is a color reminiscent of the rhythm of nature with a pearlescent shade in varying off-white tones with a rippling pattern, in tune with the organic ambiance the designer envisioned.

Interior Design  
Richard T. Anuszkiewicz,  
Design Galleria Kitchen & Bath Studio





→ Countertops  
Dekton® Liquid Shell



**Dekton® Liquid Shell's texture and neutral color wave made it the perfect shade.**

The material is in complete harmony with the rest of the elements in the space, including light woods, gold and black accents, and a geometric statement light piece above the countertop.

The space provides 180-degree views of the stunning nature around it, creating an oasis among the mountains, ready to be enjoyed come day, night, rain, or shine.





02/  
Kitchen  
Space

Kitchen island  
that turn into  
dining tables.

**Kitchen table and  
wall cladding in the  
same material.**

In this project, the brown tones of dark wood and the black cladding in Dekton® Domoos used on tables and walls, coexist in perfect harmony.

The island, with a built-in sink, is more than just an island. It turns into a dining table of substantial proportions. The bioethanol fireplace serves as a divider between the kitchen and the living area.

The result is an elegant, well-balanced and warm space. The use of large-format cladding, 126” x 56”, creates the illusion of an uninterrupted, jointless surface that gives depth to the room, whilst ensuring easy maintenance and cleaning.



—  
Architecture  
José Poveda Rivera


Photography  
Alberto Rojas





The touch of darkness is provided by Dekton® Domoos, a beautiful material from the Solid Collection in a matte finish, perfect for lovers of sobriety. On the other hand, chocolate brown is used on the leather high chairs and the fireplace mantel.

→ Countertop  
Dekton® Domoos







# 03/ Kitchen Space

Kitchen in Calacatta Gold and wood.  
Classic Scandy.

**Cladding, countertop,  
and kitchen island in  
the same material.**

The success of this project lies mainly in the use of a beautiful and timeless material reminiscent of ancient marble: Silestone® Calacatta Gold. This white surface with gray veins is used for the front cladding –featuring built-in extractor fan and alcoves–, countertop and kitchen island, thus achieving a beautiful combination of classic and modern.

In contrast to the coolness of the white and the effect of the marble, the cabinets, floor and seating around the island are all in honey-colored wood. Finally, the designer wanted to give the kitchen a deco touch. To this end, they used black on both sides of the kitchen: on the left, the door casing is clad in Silestone® Eternal Marquina; on the right, the large window features an industrial-looking profile.





**Monolithic islands.**

The beauty of this project lies in the perfect symmetry between the cooking area, with its built-in extractor fan, and the large, monolithic island. All of this, clad in the same classic, timeless, beautiful material: [Silestone® Calacatta Gold](#).

→ Countertop  
Silestone® Calacatta Gold, Polished finish





04/  
Kitchen  
Space

Boho-chic with  
a classic spirit.

**Cladding and countertop  
in the same material.**

Functionality is the driving force behind this project. The interior designer has arranged a high bar, an industrial stove with gas hobs and a spacious sink offering unbeatable views. In the wine cellar, there is a second auxiliary sink.

To finish off the design, a sober gray tone with subtle veins was used on walls and countertop: Silestone® Eternal Serena. This color is available in standard (120" x 55") and jumbo (128" x 63") formats, the latter being ideal for floor and wall cladding to create a continuous space. The veins of the Silestone® Eternal Marquina island contrast beautifully with the countertop and the backsplash.







→ Wall cladding and kitchen island  
Silestone® Eternal Marquina




### Continuous surfaces.

Using the same material for the wall cladding and countertop creates in a continuous, visually attractive surface, which is both practical and low maintenance thanks to minimal joints.

Silestone® Eternal Serena is part of the Eternal Collection, a collection inspired by the colors of natural stone. As such, this material features delicate white veins that give elegance and warmth to the space.

→ Wall cladding and countertop  
Silestone® Eternal Serena







# 05/ Kitchen Space

Gray and white  
for a revamped  
classic style.

**The kitchen island  
as a workspace.**

In this kitchen, the interior designer wanted to maximize the light coming through the skylight and the huge windows. All that natural light falls on a central island of more than 5 square meters, which is the center of operations and focal point of the kitchen.

The impressive countertop in Silestone® Blanco Zeus, makes white the dominant color on the island. Furthermore, the brickwork and cabinets in pickled wood are also white. In contrast to the light, the secondary areas are in gray tones, while the countertop of the cooking area and the second sink are clad in Silestone® Charcoal Soapstone, a color featuring a black background with veins.





→ Island  
Silestone® Blanco Zeus

**Brilliant  
white.**

The cooking area is distinctly defined by the large countertop featuring a 12 cm strip. The use of Silestone® Blanco Zeus in a glossy finish, further enhances the reflection of light.

**Auxiliary  
countertops.**

In contrast to the white that dominates the focal point of the kitchen, the interior designer opted for a very dark matte color with grayish veins from the Eternal Collection for the auxiliary countertops: Silestone® Charcoal Soapstone. Inspired by soapstone, this material creates an incredible effect thanks to its depth and fluidity.

→ Wall cladding and countertop  
Silestone® Charcoal Soapstone





06/  
Kitchen  
Space

A classy,  
urban kitchen.

All in the same  
material.

In this gray-toned kitchen, the designer selected Silestone® Pearl Jasmine for the countertop, wall cladding and the bespoke sink unit. Despite its classic finish, when combined with the black taps and handles, and the clean, straight lines of the kitchen, a very industrial aesthetic is achieved.

In contrast, the round ball pendant lights and little gold details break the monotony of gray and add a mid-century touch to the room. The result is an elegant and urban kitchen which also perfectly integrates with the living area.

—  
Architecture  
Andre Lenza

Photography  
@heliosperandio







**A classic material with a modern finish.**

Silestone® Pearl Jasmine, part of the Eternal Collection, is reminiscent of limestone with subtle gray veining. It is the perfect material for classic or rural kitchens, but when paired with black urban details, it works perfectly in a modern kitchen.

→ Wall cladding and countertop  
Silestone® Pearl Jasmine







# 07/ Kitchen Space

Total white  
redefined.

**The light, spaciousness  
and beauty of white.**

White is the color preferred by 90% of designers when it comes to planning a kitchen. This is a wise choice, as white can make a space look bigger while providing a sense of cleanliness and order.

In this kitchen, the interior designer has combined the countertop and island in **Silestone® White Zeus** with glossy lacquered furniture, also in white. The use of thick countertops in the cupboard area, together with the glossy lacquered furniture, add a deco touch to the kitchen.

—  
Architecture  
Andre Lenza

Photography  
@heliosperandio






**A kitchen in Silestone® White Zeus.**

Silestone® White Zeus gives an impressive, well-defined look to the countertop and side strip. Its pristine appearance conveys energy and is timeless.

→ Countertop and kitchen island  
Silestone® White Zeus





08/  
Kitchen  
Space

A contemporary  
kitchen with  
rustic decor.

**White and gray tones  
combined with wood.**

In this project, the designer found a counterpoint for the exposed wooden beam ceiling with the goal of lightening the space and highlighting the high ceilings.


Cladding and furniture were selected in an unpolluted white that offered visual continuity with the also white ceiling. As an inflection point, the countertop is a light gray and the furniture around the island a dark gray, accenting everything in this social and work zone. The only concession to rustic style is found in the bar and wooden stools that connect with the ceiling beams. Everything carefully thought out for an impactful kitchen.



—  
Architecture  
Rocha e Rodrigues Architects

Photography  
Mariana Orsi





→ Kitchen island  
Silestone® White Zeus

Two different  
countertops.

The island is the star of this kitchen. Here, the countertop features a polished finish in Silestone® White Zeus, which creates a strong contrast with the matte dark gray lacquered furniture.



Gray and white.

For the rest of the kitchen countertop, the interior designer selected Silestone® Kensho, a harmonious and relaxing material from the Zen collection that perfectly matches the white of the furniture.

→ Countertop  
Silestone® Kensho







# 09/ Kitchen Space

A stunning  
work surface  
for keen cooks.

**A kitchen full  
of character.**

In this urban style home with concrete ceilings, the aim was to create a warm, welcoming kitchen where the pleasure of cooking can be enjoyed with friends. Gardening and cooking are the two passions of the owner of this home.

With this in mind, the interior designer planned a cozy kitchen in wood, with a very pleasant living area and a stunning island with a cooking area perfect for cooking for guests. As for the owner's second great passion, gardening, is reflected in the plants hanging from the ceiling - as if it were an urban garden - and in the many others scattered throughout the rest of the kitchen. Wood and plants meet for a very personal kitchen

—  
Architecture  
Rocha e Rodrigues Architects

Photography  
Mariana Orsi






A stunning kitchen island in white.

Silestone® White Zeus was the color chosen to clad this extra-large island with integrated hob and sink.

In this kitchen, all the attention is focused on the island thanks to its impressive, glossy finish.

→ Countertop  
Silestone® White Zeus





10/  
Kitchen  
Space

Contemporary style  
in this kitchen design  
featuring bold veins.



On a pristine white backdrop, the designer wanted to add a personal touch when selecting this island that also serves as a bar. A monolithic block in Dekton® Aura was designed and paired with a large wooden oak board.

Dekton Aura, part of the Natural Collection, mimics classic Carrara marble. Differently from Calacatta Gold, its veins are more gray which makes it the perfect ally to pair with woods, as is the case in this project.

→ Countertop  
Dekton® Aura



Architecture  
Mariana Andersen and  
Mariana Guardani

Photography  
Maira Acayaba








11/  
Kitchen  
Space

Order and harmony  
in this stunning space  
connected to the  
rest of the house.

The kitchen is visually separated from the rest of the house by a wall of cabinets, hiding the electrical appliances. In this kitchen, the extra-large island features a built-in sink and extra space for the dining area. In order to achieve visual continuity in such an open space, both the island and countertop are made of the same material, Dekton® Aura 15.





**Kitchen island in Dekton® Aura 15.**

The designer chose Dekton® Aura 15 for the kitchen island and countertop. The use of a classic material with veins in such a well-balanced kitchen brings movement and personality to the room.

→ Countertop Dekton® Aura 15





## 12/ Kitchen Space

Reinventing the kitchen to make it the heart of the home.

### Cubic lines and a play of planes.

For this kitchen design, the owner wanted a tidy and functional space that would blend harmoniously with the classic style of their living room furniture. Based on that request, the designer planned a large white island with an integrated sink and cooking area.

A robust, horizontal surface in Dekton® Sirius outlines the bar and then continues along the wall, helping to enlarge the space. The steel cooker hood in a double-cube design above the hob finishes off the room. The result is a kitchen carefully designed, in which nothing has been left to chance.



Architecture  
Muxacra

Photography  
Alberto Rojas





→ Kitchen island  
Dekton® Bergen (X-Gloss)

The island as  
a sculpture.

To bring some movement and character to this kitchen, the designer chose Dekton® Bergen in polished finish for the island. This material, from the Stonika XGloss Collection, is inspired by Portobello stone.




A stunning black bar.

In this kitchen, the Dekton® Sirius bar extends across the island and then continues along the wall. This black textured color, without veins, contrasts beautifully with the traditional color of Dekton® X-Gloss Bergen.

Furthermore, Dekton® Sirius blends in perfectly with other appliances such as faucets, ceiling lamps and stools, also in black.

→ Kitchen island, Dekton® Sirius





# Silestone® Integrity Sinks

Full range  
of products.

Without joints, cracks, or limits. Integrity wants to integrate your kitchen with surfaces that are endless. Integrity brings a sense of unity and perfect integration with the rest of the elements on your countertop. A single piece available in a range of Silestone® colors, so your kitchen knows no bounds.



Available in  
a wide variety  
of colors.



Check available colors  
at [cosentino.com](https://cosentino.com)

**Silestone® Integrity offers all the features that have made Silestone® the best product of the market: high scratch resistance, durability and of course the highest performance in terms of design.**



**Integrity  
Due S**

Silestone®

13- 3/8" x 14- 1/2" x 6-7/8"  
  
Radius between walls 2.6"  
Radius between bottom and sides 30 mm



**Integrity  
One**

Silestone®

20- 1/16" x 16-1/8" x 6-7/8"  
  
Radius between walls 5"  
Radius between bottom and sides 30 mm



**Integrity  
Due L**

Silestone®

20" x 14-1/2" x 6-7/8"  
  
Radius between walls 2.6"  
Radius between bottom and sides 30 mm



**Integrity Q**

Silestone®

20- 1/16" x 16-1/8"  
  
Radius between walls 1 inch  
Radius between bottom and sides 30 mm



**Integrity  
Due XL**

Silestone®

26-3/8" x 17-1/8" x 8-17/64"  
  
Radius between walls 2.6"  
Radius between bottom and sides 30 mm



**Integrity  
Top**

Silestone®

20" x 14-1/2" x 6- 7/8"  
  
Radius between walls 2.6"  
Radius between bottom and sides 30 mm





# Furniture

Surfaces integrated with  
unique and timeless  
furniture design.

**Dekton®,  
the furniture’s skin**

It is on-trend to use the same cladding on countertops and cabinets, drawers, or wardrobes. This allows you to achieve continuous and clean surfaces where joints disappear, creating a monolithic effect.

This decor trend is only possible with the technological evolution of materials. 8 mm and 12 mm thicknesses are ideal for tables and coffee tables. The slim 4 mm thickness format allows kitchen and bathroom furniture cladding, and also answer the creative restlessness of the designer: table tops for the interior and exterior completely customized and exclusive.



# Furniture

Unprecedented durability and design.

Cosentino® surfaces redefine furniture thanks to their versatility, durability, and beauty.



Dekton® Slim, 4 mm thickness makes it an incredibly easy material to work with. Its light weight and properties make it the ideal solution to clad all types of furniture and adapt to any aesthetic proposal: in white and gold, in black and chrome...

Dekton® Slim has all the advantages and properties of Dekton, high resistance to scratches and stains.





→ Kitchen furniture cladding, Dekton® Slim Zenith



**Ideal for cladding wardrobe doors and kitchen cabinets.**

Dekton® Slim Zenith and Dekton® Slim Opera were the two tones chosen to hide these drawers under the stairs or on the front of the kitchen. The result is a camouflaged surface of this practical storage solution, without compromising the aesthetic of the space.

→ Kitchen furniture cladding, Dekton® Slim Opera





→ Kitchen furniture cladding, Dekton® Slim Kreta



Cabinets integrated into the island

Dekton® Slim is the perfect solution to clad drawers in the kitchen island, achieving a monolithic effect.

For this industrial project, the designer chose Dekton Trilium: a finish inspired by volcanic rock with a touch of oxidation, which adds great character to the space.

Once again, Slim's 4 mm thickness allows the creation of an island totally integrated with drawers.



→ Kitchen furniture cladding, Dekton® Slim Trilium





→ Table top, Dekton® Laos



→ Table top, Dekton® Laos





→ Table top, Sensa by Cosentino® Orinoco



Unique and marked veins  
on small surfaces.

With Sensa by Cosentino® the designer can run with their most creative ideas and choose natural materials with pronounced veining, such as Sensa Orinoco.

Sensa by Cosentino® is protected natural stone. The designer can choose the part of the stone they want for their design. This has a particular quality: there will never be a table like this one.

—  
Design  
Cosentino®  
Photography  
Francisco Carrasco



→ Table, Dekton Aura



—  
Architecture  
Maurício Nóbrega

Large  
cubic blocks

Dekton® allows you to clad large furniture pieces as if they were blocks of stone straight out of the quarry. In this space, the designer used Dekton® Aura 15, in its large format version, to create a strong center table of extraordinary dimensions.





## Perfect match with dining tables

If there is one place where Dekton® properties really stand out, it is in the design of a dining table, and if they are really large then all the better!

The designer chooses the table structure, the chairs that will compliment it, and the color of Dekton® that will be used on the structure from a vast array of finishes, depending on the style desired.

You can opt for a continuous surface measuring 3 metres long and 4, 8 or 12 millimetres thick and also select the slab and the cut so that the veining, texture and finish are the most suitable for your design.





→ Table top, Dekton® Kelya



→ Table top, Dekton® Kelya



**Indoor & Outdoor.**

Another advantage of Dekton® table cladding is that it works for both interior and exterior. Its high resistance to UV rays and changes in temperature make it the perfect material for outdoor furniture, avoiding degradation over time.



→ Tablero mesa, Dekton® Aura 15



**Continuous veining composition**

The luminosity and neutrality of tone of Dekton® Aura are poured onto a personalized canvas, characterised by a fluid continuity of grain between the different pieces that make up the table.

**Total adaptability for modular systems.**

The lightness of Dekton® in its 4, 8, and 12 mm formats allows it to adapt to modular systems or table extensions and create compositions of high esthetic and functional value.





→ Table top, Dekton® Trilium



→ Table top, Silestone® Eternal Statuario



**Ideal for  
work spaces**

The properties of Dekton® and Silestone® make these materials the perfect choice for work spaces. With their endless possibilities in terms of finishes and designs, they add a deco touch to these spaces and create attractive and functional tables suitable to work from home.











COSENTINO

COSENTINO NORTH AMERICA HEADQUARTERS  
355 Alhambra Circle Suite 1000,  
Coral Gables, FL 33134, United States of America  
786.686.5060 @CosentinoUSA www.cosentino.com



\* To obtain more information about hues with NSF certification please visit [www.nsf.org](http://www.nsf.org)

\*\* The Carbon Neutral certification only applies to the Sunlit Days series.